

STARK®

STRONG, STRONGER, STARK

**PRO
SERIES**

STARK -BUCKET SWEEPER



- The most effective choice for diverse sweeping of courtyards and street
- Good visibility increases working safety
- Professional's choice

- Diameter 900 mm brush bristles as standard with outstanding cleaning performance, long lifetime. Diameter 700 mm lamellas available as an alternative.
- FLOATING FRAME provides for fine finished, cleaned brushed surface
- Wear resistance steel support wheels improve on usability
- The bolt-mounted curb guards shield the sweeper body from damages, when sweeping the pavement edges and corners
- Freely adjustable irrigating nozzles can be pointed to the wanted direction
- Bolted mudguard brackets are replaceable, makes it easier and quicker to do repairs when needed
- Bolted STARK-fit adapters are fast to replace according to tractor / wheel loader
- The rubber collar around the bucket opening prevents the dust spreading during brushing
- Hydraulic motor is integrated inside the brush roller to protect it against impacts
- As an option is available high-pressure water pump for efficient dust suppression and it can be used as a pressure washer as well.

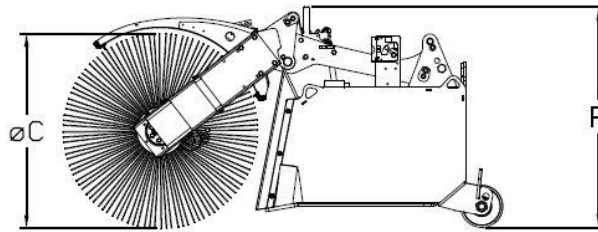
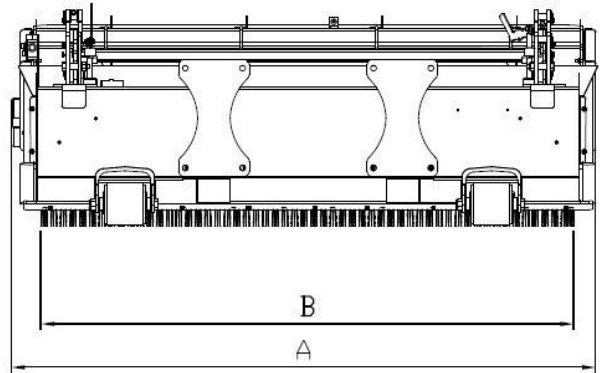
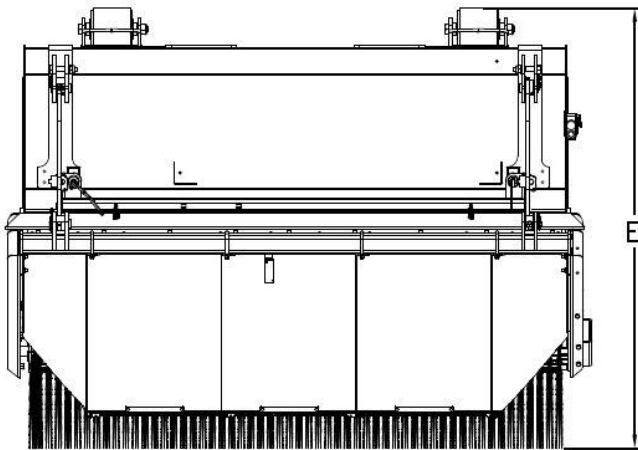


- Option: water line with nozzles, located at the rear wall of the sweeper body. (irrigation need when reversing or when sweeper is equipped with an optional rotating device RF700 or RF900)
- Accessories: high pressure dust suppression system, high pressure washer, water hose reel, support wheels, RF 700 and 900 turning devices, bolt on edge options, low pressure dust suppression system (12/24 V), various hydraulic options, side brushes



STARK –attachments have been manufactured for over 35 years

REPAK
www.REPAK.IV



Product	Max. width (mm)	Working width	Main broom diameter (mm)	Length (mm)	Height (mm)	Side brush working width	Water tank (l)	Dust container capacity (l)	Min. oil absorption (l/min)	Max. oil flow (l/min)*	Max. pressure (bar)	Return line max. counter pressure (bar)	Weight (kg)**
	A	B	C	E	F								
KAH 1600 ST	1800	1600	900	1700	860	450	155	650	40	120	200	100	550
KAH 1800 ST	2000	1800	900	1700	860	450	155	750	40	120	200	100	620
KAH 2000 ST	2200	2000	900	1700	860	450	255	810	40	120	200	100	640
KAH 2510 ST	2700	2500	900	1700	1000	450	255	1030	40	120	200	100	790

*Available with flow limiter if capacity exceeds 120 l/min

**Weight includes fitting, without watering system. Note! Weight may vary depending on fitting type.

STARK®

STRONG, STRONGER, STARK

**PRO
SERIES**

STARK -BUCKET SWEEPER, S-MODEL


- Professional's choice for wheel loaders
- Thanks to its rugged design and high quality components, the sweeper is durable, reliable and fail-safe
- Designed for high performance



- Good visibility increases occupational safety
- 900 mm lamellas ensure successful sweeping and increase cost-effectiveness
- 900 mm lamellas guarantee a perfect end result even in difficult, uneven conditions. 900 mm lamellas are the most cost-effective option
- S-model bucket sweepers are fitted with a large trash container, which increases the efficiency significantly
- The hydraulic motor is integrated into the brush roller, thus protecting it against impact. The motor does not take up lateral space
- Stepless brush height adjustment
- Bolt-on STARK-fit fitting can be changed quickly to match the base machine's fitting
- There is a range of options available, all of them bolt-on, which makes them easy to add later on
- Optional high-pressure dust oppression system reduces the volume of road dust and water consumption
- Two water tanks increase the efficiency (optional)
- FLOTATION FRAME ensures a smooth finish (optional)
- Support rollers protect the bottom of the bucket from wear and tear and enhance its user-friendliness (optional)
- STARK brushes come with a wide range of hydraulic options

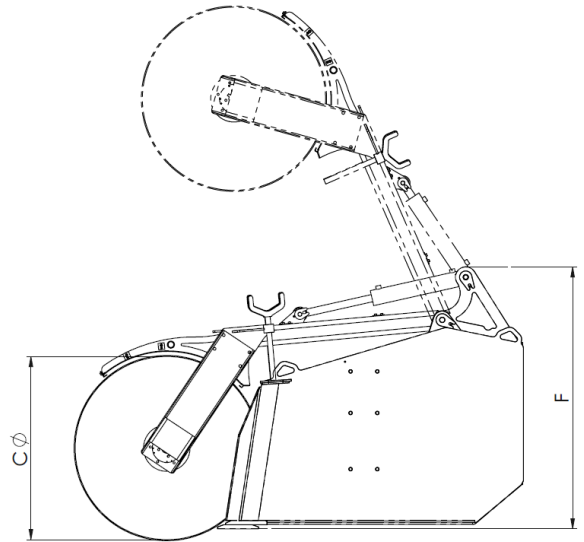
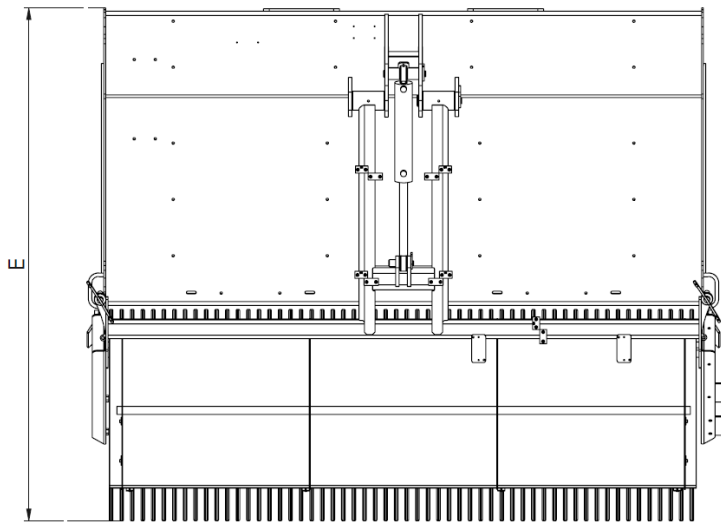
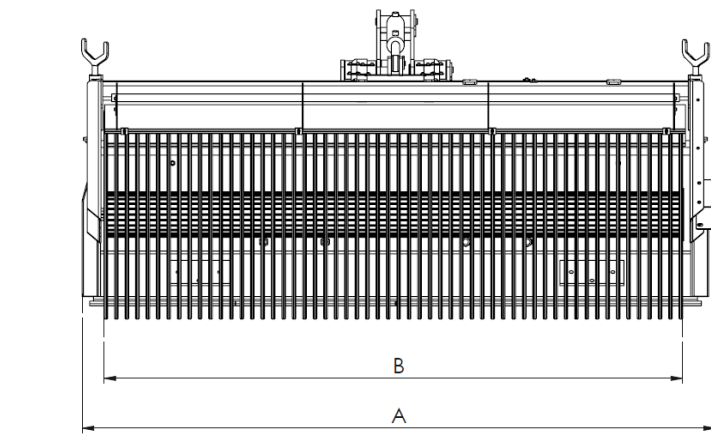


- Other accessories: high-pressure washer, bolt-on edges, side shift (STARK-fit), reverse fit device adapter



REPARK

www.REPARK.lv



Product	Max. width (mm)	Working width (mm)	Main broom diameter (mm)	Length (mm)	Height (mm)	Side brush working width	Water tank (l)	Dust container capacity (l)	Min. oil absorption (l/min)	Max. oil flow (l/min)*	Max. pressure (bar)	Return line max. counterpressure (bar)	Weight (kg) **
	A	B	C	E	F								
KAH 2000 S*	2150	2000	900	2000	1250	400	2 X 155	1750	55	120	200	100	1150
KAH 2500 S*	2700	2500	900	2170	1250	400	2 X 255	2550	55	120	300	140	1400
KAH 3000 S*	3160	3000	900	2170	1250	400	2 X 255	3060	55	120	300	140	1650

*Available with flow limiter if capacity exceeds 120 l/min

**Weight includes fitting, without watering system. Note! Weight may vary depending on fitting type.