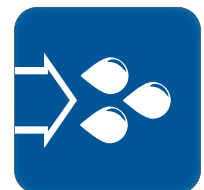


CONNECTION PORTS		KPL S 200	KPL M 200	KPL L 200	KPL L 220	KPL XL 220	KPL XL 180
Pressure line	P	1/2" ISO - A	1/2" ISO - A	1/2" ISO - A	3/4" TEMA 7500	3/4" TEMA 7500	3/4" TEMA 7500
Tank line	T	1/2" ISO - A	1/2" ISO - A	1/2" ISO - A	3/4" TEMA 7500	3/4" TEMA 7500	3/4" TEMA 7500
Hydraulic turning device control		-	1/2" ISO - A	1/2" ISO - A	1/2" ISO - A	1/2" ISO - A	1/2" ISO - A
Electric turning device control		-	ISO 1724	ISO 1724	ISO 1724	ISO 1724	ISO 1724

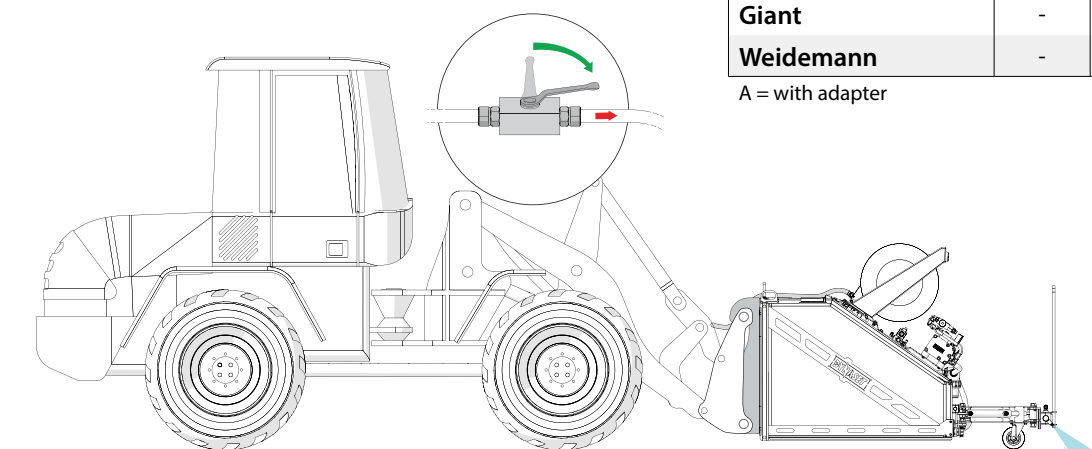
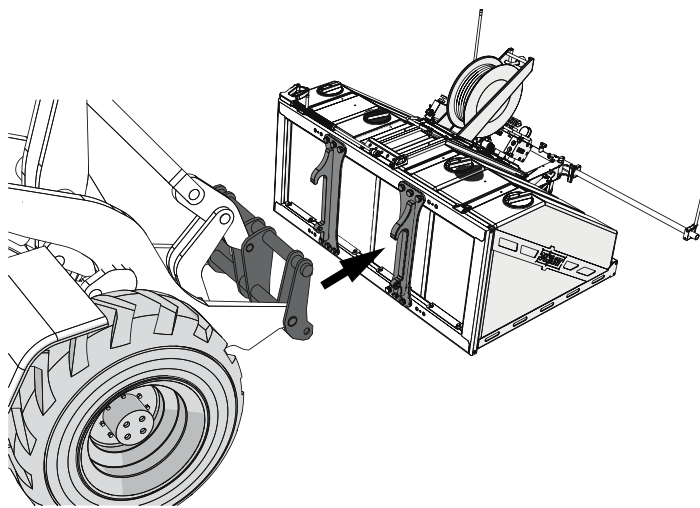
QUICK GUIDE

HIGH PRESSURE STREET WASHING UNITS



KPL S 200
KPL M 200
KPL L 200

KPL L 220
KPL XL 180
KPL XL 220



	KPL S	KPL M	KPL L	KPL XL
--	-------	-------	-------	--------

COUPLING				
MP-Lift / Trima	-	X	X	X
Valtra	-	A	X	X
Isme	-	X	X	X
Kramer 180-350	-	X	-	-
Kramer 380-580	-	A	X	X
Kunta 500 (K 500)	-	A	X	X
EURO	-	A	X	X
Volvo BM	-	A	X	X
Avant / Agromatic	X	X	X	X
JCB	-	X	X	X
JCB 406-409 - Zettlemeyer	-	A	X	X
Bobcat	-	X	X	X
Giant	-	X	X	X
Weidemann	-	X	X	X

A = with adapter

REPARK
WWW.REPARK.LV

To start the KPL unit turn on the hydraulic flow to the KPL unit.

		KPL S 200	KPL M 200	KPL L 200	KPL L 220	KPL XL 220	KPL XL 180
HYDRAULIC POWER REQUIREMENTS							
Oil flow max.	l/min (gpm)	40 (10.56)	40 (10.56)	40 (10.56)	70 (18.49)	70 (18.49)	115 (30.38)
Pressure max.	bar (psi)	210 (3046)					
HYDRAULIC FLUID REQUIREMENTS							
Viscosity	cSt	10-200 / optimum 25-35					
Temperature *	° C (° F)	max. 70 (158)					
Filter ratio	µm	25 or better					

* Depending on hydraulic fluid. Read more on manual chapter 6.2 "Hydraulic fluids".

READ THE DETAILED SAFETY, OPERATING AND INSTALLATION INSTRUCTIONS FROM THE USER MANUAL!



Download the full user manual
www.dynaset.com/manuals

Menotie 3 FI-33470 Ylöjärvi, Finland
tel: +358 3 3488 200
info@DYNASET.com

Keycode for download: FKNMPH